



ENGINE ADAPTERS

Put extra punch in your Ford or Mercury. Install a big, powerful, overhead valve V8 Engine the easy way . . . with an OFFENHAUSER engine adapter.

For 32-48 Ford or 39-50 MERCURY & Truck Transmission thru 1952

Adapter Model	Make	Year	shpg. wt.	
0301	Cadillac	49-54	8½	
0301	Oldsmobile	49-64	8½	
0303	Cadillac	55-64	9½	
0307	Chevrolet V8	55-66*	7½	
0309	Buick	53-56	7½	
0315	Buick	57-64	7½	
0401	Chrysler } all with ignitions mounted in rear	54-58	13	
0401		Plymouth	55-61	13
0401		De Soto	52-58	13
0401		Dodge	53-58	13
0403	Chrysler	51-53	8½	
0410	Chrysler "B" ignitions in front.	58-61	11	
0600	Ford "292"	54-64	9½	
0600	Mercury	54-57	9½	
0603	Lincoln 430	58-61	10	
0603	Edsel	58-59	10	
0603	Ford 332-428	} must use same year starter and flywheel	58-72	10
0603	Mercury exc. 368		58-72	10

All adapters are furnished with pilot bearing adapter and complete installation instructions. Pilot bearing adapters may be purchased separately. See listing on this page. *Must use 55-61 starter and flywheel

For 49-64 FORD or 51-64 MERCURY TRANSMISSIONS

Adapter Model	Make	Year	shpg. wt.	
0302	Cadillac	55-64	14½	
0304	Cadillac	49-54	10½	
0304	Oldsmobile	49-64	10½	
0310	Buick	53-56	12	
0402	Chrysler } all with ignitions mounted in rear	54-58	17	
0402		Plymouth	55-61	17
0402		De Soto	52-58	17
0402		Dodge	53-58	17

All adapters are furnished with pilot bearing adapter and complete installation instructions. Pilot bearing adapters may be purchased separately. See listing on this page.

PILOT BEARING ADAPTERS

Adapter Model	Make	Year	Adapter Model	Make	Year
0300-1	Cad. & Olds.	49-59	0400-1*	Chry.	thru 58
0300-2	Olds.	Jet-a-way	0402-1*	Chry.	thru 58
0307-1	Chev.	55-58	0410-1	Chry.	59
0309-1	Buick	53-58			
0309-2	Buick	Special			

*Specify ¾" or 15/16" crankshaft pilot hole.

OLDS STARTER SWITCH-OVER ADAPTER


This unit is a must for all '35 thru '53 Ford and Mercury-Oldsmobile engine installations. Switches the starter motor to the right side to eliminate interference with the steering gear. Plate to re-locate oil filter is also required when starter is moved. Shipping wt. 9 lb.

3605

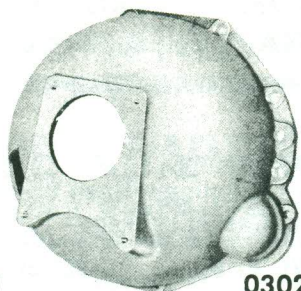
OLDS OIL BY-PASS PLATE—V-8's THRU 1958

Plate to cover the existing oil filter outlet allowing you to mount the oil filter elsewhere. Shipping wt. 1 lb.


Cat. # 3604




0301




0302



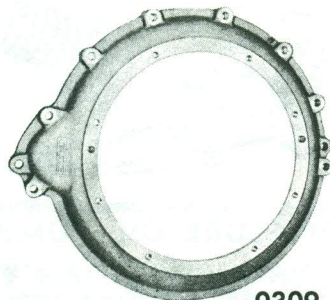
0303



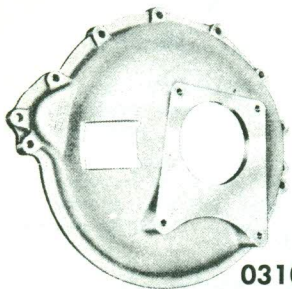
0304



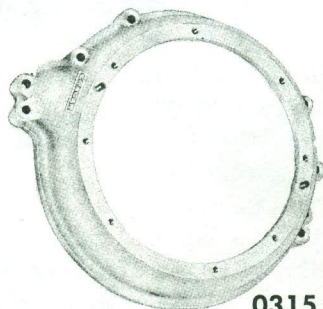
0307




0309




0310




0315



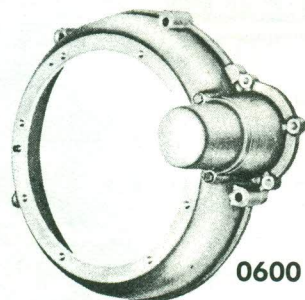
0401




0402




0403



0600



0601



0603



